

PROAVIO™

Drive your creativity

EB8MS

Quick start guide

SAS/SATA Multi-Lane Storage Array for Digital Media Production

EB8MS

Quick start guide

1

Welcome

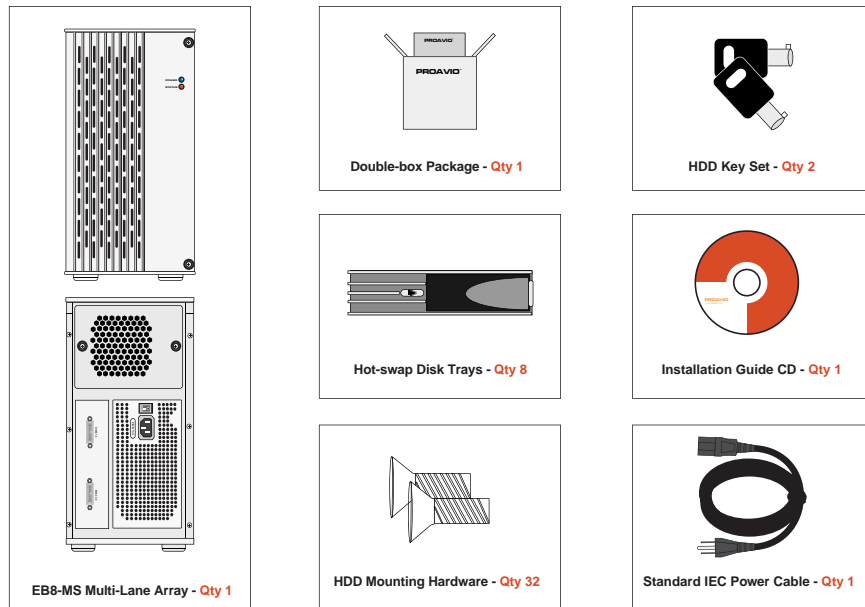
Thank you for choosing Proavio

Thank you for buying editBOX EB8-MS, the first professional SAS/SATA storage solution designed for high resolution digital media production, and general high performance storage requirements.

2

What is in the box?

Carefully unpack your EB8-MS storage system, and inventory the accessories according to your model type.



3

Unpack your editBOX

Unpack all components including the HDD mounting screws, key sets and cables. If you are missing any of the items mentioned above, please contact your dealer or contact proavio at www.proavio.com.

4

Disk Installation

If your EB8-MS was purchased with capacity, please skip this section and immediately go to section 5. If your EB8-MS was purchased without disks, install each disk into the provided disk trays and fasten using the supplied hdd screws. Do not use any other mounting screws other than the ones provided with your EB8-MS. System or disk damage may occur if using non-approved mounting hardware.

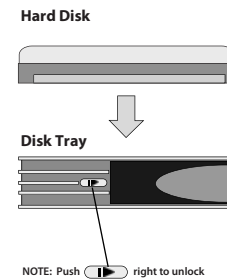


Figure 1.

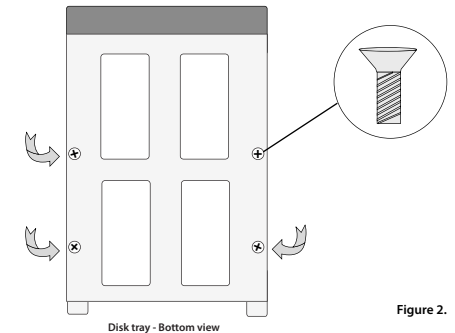


Figure 2.

5

Insert Disk Module

After fastening each disk, insert the disk trays in the open disk bay on your EB8-MS. For added security, your EB8-MS is equipped with locking disk bays to prevent accidental or malicious disk removal.

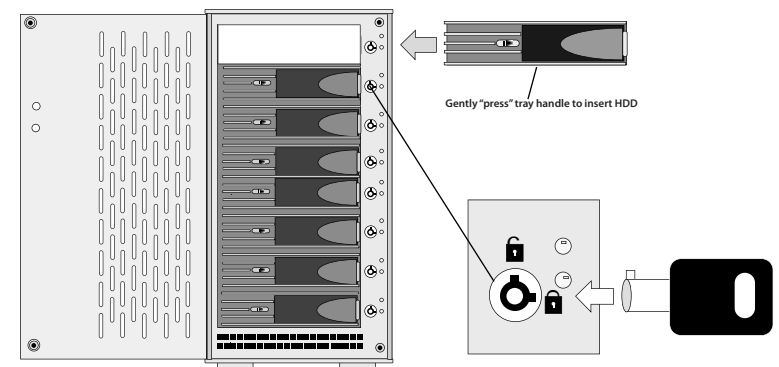


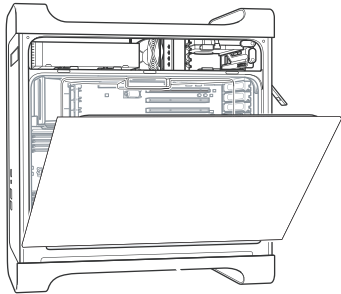
Figure 3.

EB8MS

Quick start guide

6 HBA/RAID Controller Installation

Your EB4-ML features a RAID-ready JBOD architecture. This provides the best support for a wide range of host bus adapters & PCI RAID controllers. Always follow your HBA/RAID controller's installation procedure to ensure proper operation.



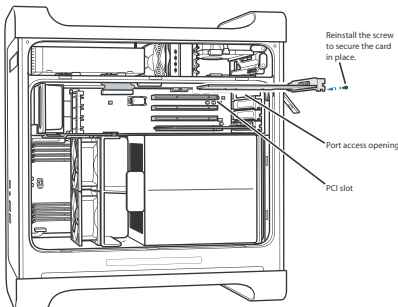
1. Touch the metal PCI slot covers on the back of your computer to discharge any static electricity.
 2. Unplug ALL cables from your computer, and remove the side access panel according to your system type.
 3. Apple G5 users must first remove the deflector cover and place it on a clean, safe surface.
- NOTE:** Remember to replace the air deflector after you have finished installing your HBA/RAID controller card.



WARNING: Allow a few minutes for the internal computer components to cool down before opening your computer system.

7 HBA/RAID Controller Installation - Cont'd

Please follow your HBA/RAID controller's driver installation notes to ensure operation & hassle free configuration.



1. Remove the PCI slot cover plate from an available PCI slot. Consult your HBA or video capture card for recommended slot positions.
2. Install & secure your PCI controller card into the slot and firmly press the card into place.
3. Close and replace the system panel.

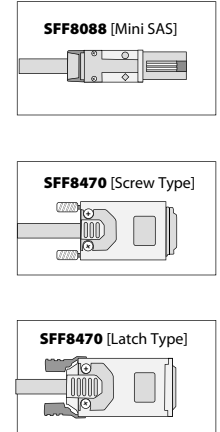
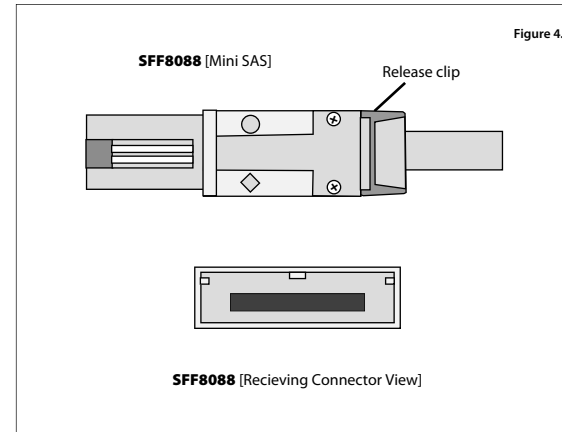


WARNING: To minimize the chance of electrical shock, always follow proper safety rules when working with electrical components.

8 Multi-Lane Interface Overview

Introduction to Multi-Lane Cable Types

Your EB8-MS is equipped with industry standard 4x SFF8088 (Mini SAS) Multi-Lane interface ports. The correct cable type is determined by the HBA or RAID controller you have selected. Please visit our website at www.proavio.com to learn more about cable options for your HBA.



9 Connecting Your EB8-MS - Cable Connections

Ensure that both connectors are properly secured & fastened. Most common issues are related to poor cable connection.

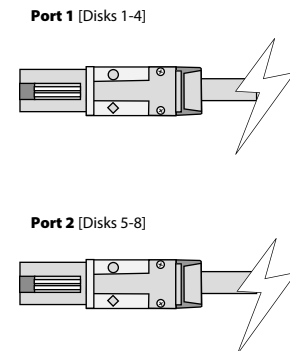
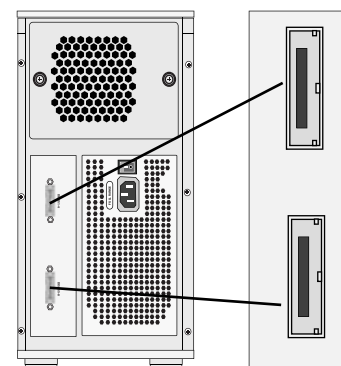


Figure 5.

EB8MS

Quick start guide

10 Connecting Your EB8-MS - Host Workstation

After connecting the cables to your EB8-MS, connect each cable to an open port on your Multi-Lane HBA or RAID controller. Currently there is no Multi-Lane connector standard. The most common interface cable types are both SFF8470-to-SFF8088, and SFF8088-to-SFF8088. To select the right cable type, please refer to your RAID card's documentation.

Figure 6.

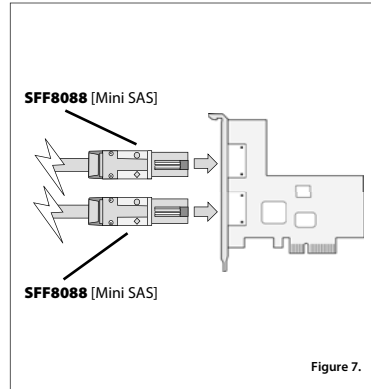
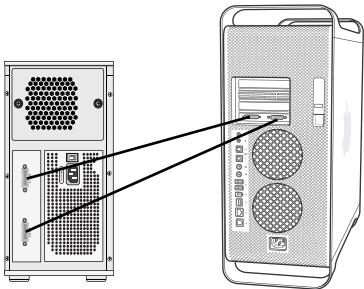


Figure 7.

11 Finished

After connecting both cables to your EB8-MS and host workstation, power-on your EB8-MS first, then power-on your host computer. Your array is now ready for RAID configuration. To learn more about RAID configuration, please refer to your HBA or RAID controller's documentation.

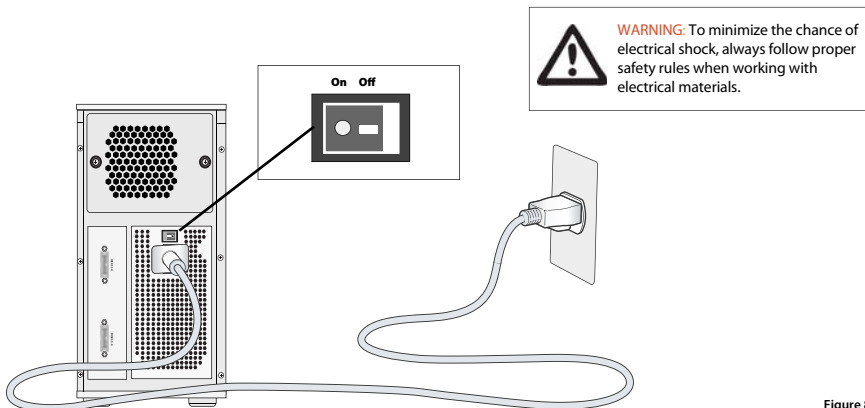


Figure 8.

12 Troubleshooting

This section covers some common support questions. If you are experiencing an urgent issue, please contact your dealer or visit us online at www.proavio.com

Connection Problems:

Always double check for loose cable connections or improperly seated disks if you experience problems where a disk or volume does not appear in your computer, or you receive an error message stating a disk missing when you have the drives configured as a RAID set.

1. Disconnect the data cables and reconnect each cable one at a time, ensuring each connector is screwed in securely on your EB4-ML.
2. Make sure the connector is properly secured on your HBA.
3. Check your EB4-ML's drive presence LEDs, located on the front panel of your EB4-ML. If the LEDs are not lit, remove the disk and reinsert the disk module.

If the problem persists, please contact your dealer or contact Proavio's support department at 562-777-3488.

13 Qualified Host Adapters & RAID Controllers

This section is provided as a reference only. Please consult your dealer regarding the best choice of HBA/RAID controller for your media requirements.

All HBA/RAID controllers are cross platform for Mac & PC

Accusys Technologies - 61020

PCI-e Multi-Lane RAID controller for Mac & PC. Dual SFF8088 4x interface ports. Supports 3Gb SATA disks. **Requires two SFF8088-to-SFF8088 Multi-Lane cables.**

Atto Technologies - R380

PCI-e Multi-Lane RAID controller for Mac & PC. Dual SFF8088 4x interface ports. Supports 3Gb SAS & SATA disks. **Requires two SFF8088-to-SFF8088 Multi-Lane cables.**

HighPoint Technologies - RR2322

PCI-e Multi-Lane RAID controller for Mac & PC. Dual SFF8088 4x interface ports. Supports 3Gb SATA disks. **Requires two SFF8088-to-SFF8088 Multi-Lane cables.**

Areca Technology Corporation - ARC1220ML/ARC1221x

PCI-e Multi-Lane RAID controller for Mac & PC. Dual SFF8088 4x interface ports. Supports 3Gb SATA disks. **Requires two SFF8088-to-SFF8088 Multi-Lane cables.**

Three (3) Year Limited Warranty

WARRANTY COVERAGE

Proavio's warranty obligations are limited to the terms set forth below:

Proavio, as defined below, warrants this Proavio-branded hardware product against defects in materials and workmanship under normal use for a period of THREE (3) YEARS from the date of retail purchase by the original end-user purchaser ("Warranty Period"). If a hardware defect arises and a valid claim is received within the Warranty Period, at its option, Proavio will either (t) repair the hardware defect at no charge, using new or refurbished replacement parts, or (2) exchange the product with a product that is new or which has been manufactured from new or serviceable used parts and is at least functionally equivalent to the original product, or (3) refund the purchase price of the product. Proavio may request that you replace defective parts with new or refurbished user-installable parts that Proavio provides in fulfillment of its warranty obligation. A replacement product or part, including a user-installable part that has been installed in accordance with instructions provided by Proavio, assumes the remaining warranty of the original product or ninety (90) days from the date of replacement or repair, whichever provides longer coverage for you. When a product or part is exchanged, any replacement item becomes your property and the replaced item becomes Proavio's property. Parts provided by Proavio in fulfillment of its warranty obligation must be used in products for which warranty service is claimed. When a refund is given, the product for which the refund is provided must be returned to Proavio and becomes Proavio's property.

EXCLUSIONS AND LIMITATIONS

This Limited Warranty applies only to hardware products manufactured by or for Proavio that can be identified by the "Proavio" trademark, trade name, or logo affixed to them. The Limited Warranty does not apply to any non-Proavio hardware products or any software, even if packaged or sold with Proavio hardware. Manufacturers, suppliers, or publishers, other than Proavio, may provide their own warranties to the end user purchaser, but Proavio, in so far as permitted by law, provides their products "as is". Software distributed by Proavio with or without the Proavio brand name (including, but not limited to system software) is not covered under this Limited Warranty. Refer to the licensing agreement accompanying the software for details of your rights with respect to its use.

Proavio does not warrant that the operation of the product will be uninterrupted or error-free. Proavio is not responsible for damage arising from failure to follow instructions relating to the product's use.

This warranty does not apply: (a) to damage caused by use with non-Proavio products; (b) to damage caused by accident, abuse, misuse, flood, fire, earthquake or other external causes; (d) to damage caused by operating the product outside the permitted or intended uses described by Proavio; (d) to damage caused by service (including upgrades and expansions) performed by anyone who is not a representative of Proavio or an Proavio Authorized Service Provider; (e) to a product or part that has been modified to significantly alter functionality or capability without the written permission of Proavio; (f) to consumable parts, such as batteries, unless damage has occurred due to a defect in materials or workmanship; or (g) if any Proavio serial number has been removed or defaced.

TO THE EXTENT PERMITTED BY LAW, THIS WARRANTY AND REMEDIES SET FORTH ABOVE ARE EXCLUSIVE AND IN LIEU OF ALL OTHER WARRANTIES, REMEDIES AND CONDITIONS, WHETHER ORAL OR WRITTEN, STATUTORY, EXPRESS OR IMPLIED. AS PERMITTED BY APPLICABLE LAW, PROAVIO SPECIFICALLY DISCLAIMS ANY AND ALL STATUTORY OR IMPLIED WARRANTIES, INCLUDING, WITHOUT LIMITATION, WARRANTIES OF MERCHANTABILITY, FITNESS FOR A PARTICULAR PURPOSE AND WARRANTIES AGAINST HIDDEN OR LATENT DEFECTS. IF PROAVIO CANNOT LAWFULLY DISCLAIM STATUTORY OR IMPLIED WARRANTIES THEN TO THE EXTENT PERMITTED BY LAW, ALL SUCH WARRANTIES SHALL BE LIMITED IN DURATION TO THE DURATION OF THIS EXPRESS WARRANTY AND TO REPAIR OR REPLACEMENT SERVICE AS DETERMINED BY PROAVIO IN ITS SOLE DISCRETION. No Proavio reseller, agent, or employee is authorized to make any modification, extension, or addition to this warranty.

EXCEPT AS PROVIDED IN THIS WARRANTY AND TO THE EXTENT PERMITTED BY LAW, PROAVIO IS NOT RESPONSIBLE FOR DIRECT, SPECIAL, INCIDENTAL OR CONSEQUENTIAL DAMAGES RESULTING FROM ANY BREACH OF WARRANTY OR CONDITION, OR UNDER ANY OTHER LEGAL THEORY, INCLUDING BUT NOT LIMITED TO LOSS OF USE; LOSS OF REVENUE; LOSS OF ACTUAL OR ANTICIPATED PROFITS (INCLUDING LOSS OF PROFITS ON CONTRACTS); LOSS OF THE USE OF MONEY; LOSS OF ANTICIPATED SAVINGS; LOSS OF BUSINESS; LOSS OF OPPORTUNITY; LOSS OF GOODWILL; LOSS OF REPUTATION; LOSS OF, DAMAGE TO OR CORRUPTION OF DATA; OR ANY INDIRECT OR CONSEQUENTIAL LOSS OR DAMAGE HOWSOEVER CAUSED INCLUDING THE REPLACEMENT OF EQUIPMENT AND PROPERTY, ANY COSTS OF RECOVERING, PROGRAMMING, OR REPRODUCING ANY PROGRAM OR DATA STORED OR USED WITH PROAVIO PRODUCTS AND ANY FAILURE TO MAINTAIN THE CONFIDENTIALITY OF DATA STORED ON THE PRODUCT. THE FOREGOING LIMITATION SHALL NOT APPLY TO DEATH OR PERSONAL INJURY CLAIMS. PROAVIO DISCLAIMS ANY REPRESENTATION THAT IT WILL BE ABLE TO REPAIR ANY PRODUCT UNDER THIS WARRANTY OR MAKE A PRODUCT EXCHANGE WITHOUT RISK TO OR LOSS OF THE PROGRAMS OR DATA.

CONSUMER PROTECTION LAWS

FOR CONSUMERS WHO ARE COVERED BY CONSUMER PROTECTION LAWS OR REGULATIONS IN THEIR COUNTRY OF PURCHASE OR, IF DIFFERENT, THEIR COUNTRY OF RESIDENCE. THE BENEFITS CONFERRED BY THIS WARRANTY ARE IN ADDITION TO ALL RIGHTS AND REMEDIES CONVEYED BY SUCH CONSUMER PROTECTION LAWS AND REGULATIONS. Some countries, states and provinces do not allow the exclusion or limitation of incidental or consequential damages or exclusions or limitations on the duration of implied warranties or conditions, so the above limitations or exclusions may not apply to you. This warranty gives you specific legal rights, and you may also have other rights that vary by country, state or province.

This Limited Warranty is governed by and construed under the laws of the country in which the product purchase took place. Proavio, the warrantor under this Limited Warranty, is identified at the end of this document according to the country or region in which the product purchase took place.

EB8-MS Product Specifications

Model Number:
EB8-MS

Form Factor Dual
8-disk desktop disk array with two 4xMiniSAS interface ports for 3Gb SAS & SATA-II

Host Interface
Two 4xSFF8088 Multi-Lane MiniSAS ports. NOTE! Each port manages four disk channels.

Disk Interface
Industry-standard 3Gb SATA or SAS disks. Supports 250GB, 500GB, 750GB and 1.0TB disks.

RAID Configuration
Open JBOD (Point-to-Point) design supports a wide variety of Host Bus Adapters.

Data Rate
Up to 500MB/s

Supported OS
Mac OS X
Windows XP/Vista/2000/2003

Weight
29 Lbs

Dimensions
17.5"x5.75"x11.5"

Power
300W low-noise studio psu

Warranty
3 year limited warranty

PROAVIO™

© 2007 Proavio, U.S.A. All rights reserved.

Under the copyright laws, this manual may not be copied, in whole or in part, without the written consent of Proavio, U.S.A.

Every effort has been made to ensure that the information in this manual is accurate. Proavio is not responsible for printing or clerical errors.

Proavio, U.S.A.
12221 Florence Ave.
Santa Fe Springs, CA 90670
(562) 777-3488
www.proavio.com